


Food In WARD 1



Not sure what ward
you live in?
Find out here!



Population:
25,309

Median Personal Income*: \$35,209

Saskatoon Median: \$40,670

Housing Affordability**: 3.38

Saskatoon Average: 3.98

Percent of residents owning homes: 53.6%

Saskatoon: 66.8%

Average Gross Rent (2020): \$1,130

Saskatoon Average (2020): \$1,127

* Median data available by neighbourhood; value is weighted average of median incomes for ward
** A score of 3.0 or lower is considered affordable



8.9% Of Saskatoon's
Population


Food Resources:

5 Community Gardens

10% of
Saskatoon's
Total

6 Schools with CHEP food programs

13% of Saskatoon's
Total



5 Supermarkets

17% of Saskatoon's
Total



7 Food Stores

9% of Saskatoon's
Total



"Food Stores" include smaller grocery stores (not as big as supermarkets) and specialty food stores. Convenience stores are not included.

0

Collective Kitchens

0% of Saskatoon's Total



1

Community Markets or Farmers' Markets

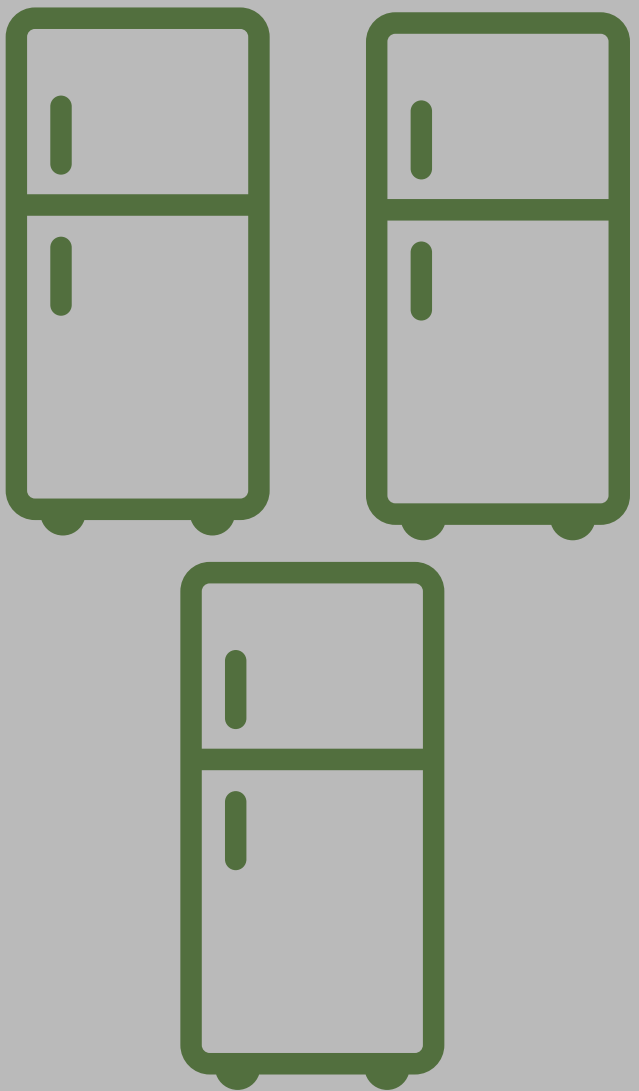
10% of Saskatoon's Total



3

Food Fridges or Food Boxes


23% of Saskatoon's Total



2

Emergency Food Providers

13% of Saskatoon's Total



UNIVERSITY OF SASKATCHEWAN
College of Nursing
USASK.CA/NURSING


Created by Lindsey Wagner, RN, and Wanda Martin, RN, in coordination with the City of Saskatoon Poverty Reduction Partnership. Funding Provided by the University of Saskatchewan.

For more information, go to:
<https://urbanagresearchsk.wordpress.com>


January 2023



Food In WARD 2



Not sure what ward
you live in?
Find out here!



Population:
24,798

Median Personal Income*: \$31,639

Saskatoon Median: \$40,670

Housing Affordability**: 2.74

Saskatoon Average: 3.98

Percent of residents owning homes: 54.5%

Saskatoon: 66.8%

Average Gross Rent (2020): \$1,035

Saskatoon Average (2020): \$1,127

* Median data available by neighbourhood; value is weighted average of median incomes for ward
** A score of 3.0 or lower is considered affordable



**10 Community
Gardens**

19% of
Saskatoon's
Total


**7 Schools with
CHEP food
programs**

15% of Saskatoon's
Total




0 Supermarkets

0% of Saskatoon's
Total



12 Food Stores

16% of
Saskatoon's Total



"Food Stores" include smaller grocery stores (not as big as supermarkets) and specialty food stores. Convenience stores are not included.

2

**Collective
Kitchens**

33% of Saskatoon's Total



3

**Community
Markets or
Farmers' Markets**

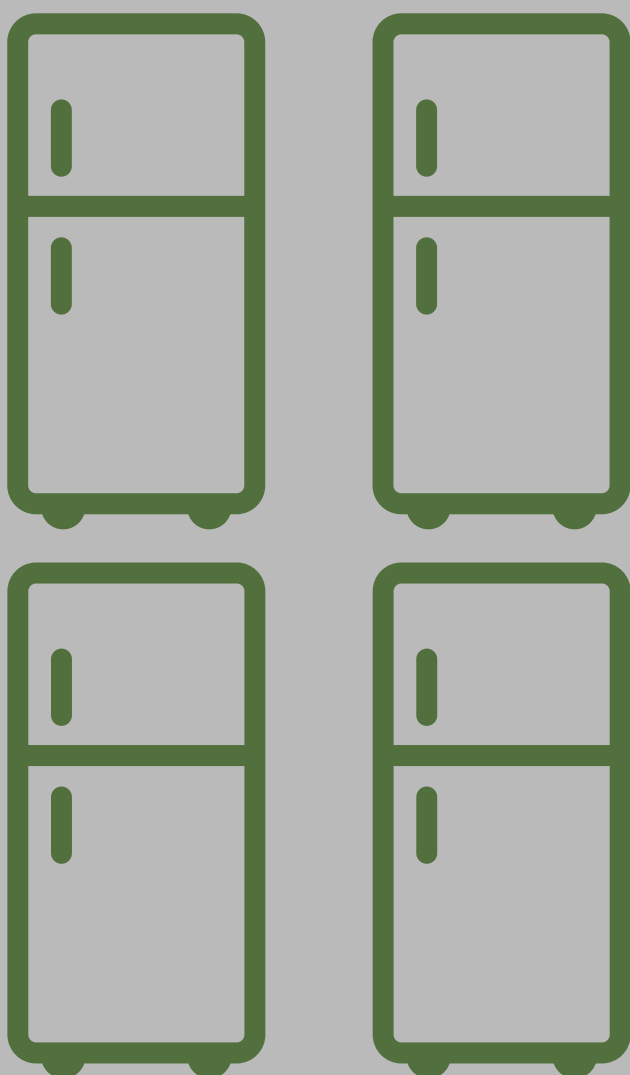
30% of Saskatoon's Total



4

**Food Fridges
or Food Boxes**

31% of Saskatoon's Total



10

**Emergency Food
Providers**

63% of Saskatoon's Total



UNIVERSITY OF SASKATCHEWAN
College of Nursing
USASK.CA/NURSING


Created by Lindsey Wagner, RN, and Wanda Martin, RN, in coordination with the City of Saskatoon Poverty Reduction Partnership. Funding Provided by the University of Saskatchewan.

For more information, go to:
<https://urbanagresearchsk.wordpress.com>

January 2023



Food In WARD 3




Not sure what ward
you live in?
Find out here!



Population:
28,341

Median Personal Income*: \$37,822	Saskatoon Median: \$40,670
Housing Affordability**: 3.33	Saskatoon Average: 3.98
Percent of residents owning homes: 70.1%	Saskatoon: 66.8%
Average Gross Rent (2020): \$1,177	Saskatoon Average (2020): \$1,127

* Median data available by neighbourhood; value is weighted average of median incomes for ward
** A score of 3.0 or lower is considered affordable



10.0% Of Saskatoon's
Population



**5 Community
Gardens**
10% of
Saskatoon's
Total



4 Supermarkets
13% of Saskatoon's
Total




9 Food Stores
12% of
Saskatoon's Total



"Food Stores" include smaller grocery stores (not as big as
supermarkets) and specialty food stores. Convenience
stores are not included.

**5 Schools with
CHEP food
programs**
11% of Saskatoon's
Total



1

**Collective
Kitchens**

25% of Saskatoon's Total



0

**Community
Markets or
Farmers' Markets**
0% of Saskatoon's Total

0

**Food Fridges
or Food Boxes**

0% of Saskatoon's Total



1

**Emergency Food
Providers**

6% of Saskatoon's Total

Created by Lindsey Wagner, RN, and Wanda Martin, RN, in coordination
with the City of Saskatoon Poverty Reduction Partnership.
Funding Provided by the University of Saskatchewan.




UNIVERSITY OF SASKATCHEWAN
College of Nursing
USASK.CA/NURSING

For more information, go to:
<https://urbanagresearchsk.wordpress.com>


January 2023



Food In WARD 4



Not sure what ward
you live in?
Find out here!



Population:
27,436

Median Personal Income*: \$39,711

Saskatoon Median: \$40,670

Housing Affordability**: 3.49

Saskatoon Average: 3.98


Percent of residents owning homes: 78.2%

Saskatoon: 66.8%

Average Gross Rent (2020): \$1,166

Saskatoon Average (2020): \$1,127

* Median data available by neighbourhood; value is weighted average of median incomes for ward
** A score of 3.0 or lower is considered affordable



9.7% Of Saskatoon's
Population




Food Resources:

**3 Community
Gardens**

6% of
Saskatoon's
Total


**6 Schools with
CHEP food
programs**

13% of Saskatoon's
Total



0 Supermarkets

0% of Saskatoon's
Total



5 Food Stores

7% of Saskatoon's
Total



"Food Stores" include smaller grocery stores (not as big as supermarkets) and specialty food stores. Convenience stores are not included.

0

**Collective
Kitchens**

0% of Saskatoon's Total



0

**Community
Markets or
Farmers' Markets**


0% of Saskatoon's Total



1

**Food Fridges
or Food Boxes**

8% of Saskatoon's Total



1

**Emergency Food
Providers**

6% of Saskatoon's Total



UNIVERSITY OF SASKATCHEWAN

College of Nursing

USASK.CA/NURSING


Created by Lindsey Wagner, RN, and Wanda Martin, RN, in coordination with the City of Saskatoon Poverty Reduction Partnership. Funding Provided by the University of Saskatchewan.

For more information, go to:
<https://urbanagresearchsk.wordpress.com>


January 2023



Food In WARD 5



Not sure what ward
you live in?
Find out here!



Population:
26,745

Median Personal Income*: \$47,161

Saskatoon Median: \$40,670

Housing Affordability**: 4.41

Saskatoon Average: 3.98


Percent of residents owning homes: 77.7%

Saskatoon: 66.8%

Average Gross Rent (2020): \$1,263

Saskatoon Average (2020): \$1,127

* Median data available by neighbourhood; value is weighted average of median incomes for ward
** A score of 3.0 or lower is considered affordable




9.5% Of Saskatoon's
Population

Food Resources:

**4 Community
Gardens**

8% of
Saskatoon's
Total

**2 Schools with
CHEP food
programs**



4% of Saskatoon's
Total



3 Supermarkets

10% of Saskatoon's
Total



14 Food Stores

18% of
Saskatoon's Total

"Food Stores" include smaller grocery stores (not as big as supermarkets) and specialty food stores. Convenience stores are not included.

0

**Collective
Kitchens**

0% of Saskatoon's Total



3

**Community
Markets or
Farmers' Markets**

30% of Saskatoon's Total



0

**Food Fridges
or Food Boxes**

0% of Saskatoon's Total



0

**Emergency Food
Providers**

0% of Saskatoon's Total



UNIVERSITY OF SASKATCHEWAN
College of Nursing
USASK.CA/NURSING


Created by Lindsey Wagner, RN, and Wanda Martin, RN, in coordination with the City of Saskatoon Poverty Reduction Partnership. Funding Provided by the University of Saskatchewan.

For more information, go to:
<https://urbanagresearchsk.wordpress.com>


January 2023



Food In WARD 6



Not sure what ward
you live in?
Find out here!



Population:
28,235


Median Personal Income*: \$39,873 Saskatoon Median: \$40,670
Housing Affordability**: 4.42 Saskatoon Average: 3.98
Percent of residents owning homes: 51.2% Saskatoon: 66.8%
Average Gross Rent (2020): \$1,106 Saskatoon Average (2020): \$1,127

* Median data available by neighbourhood; value is weighted average of median incomes for ward
** A score of 3.0 or lower is considered affordable



**4 Community
Gardens**
8% of
Saskatoon's
Total

**5 Schools with
CHEP food
programs**
11% of Saskatoon's
Total



4 Supermarkets
13% of Saskatoon's
Total



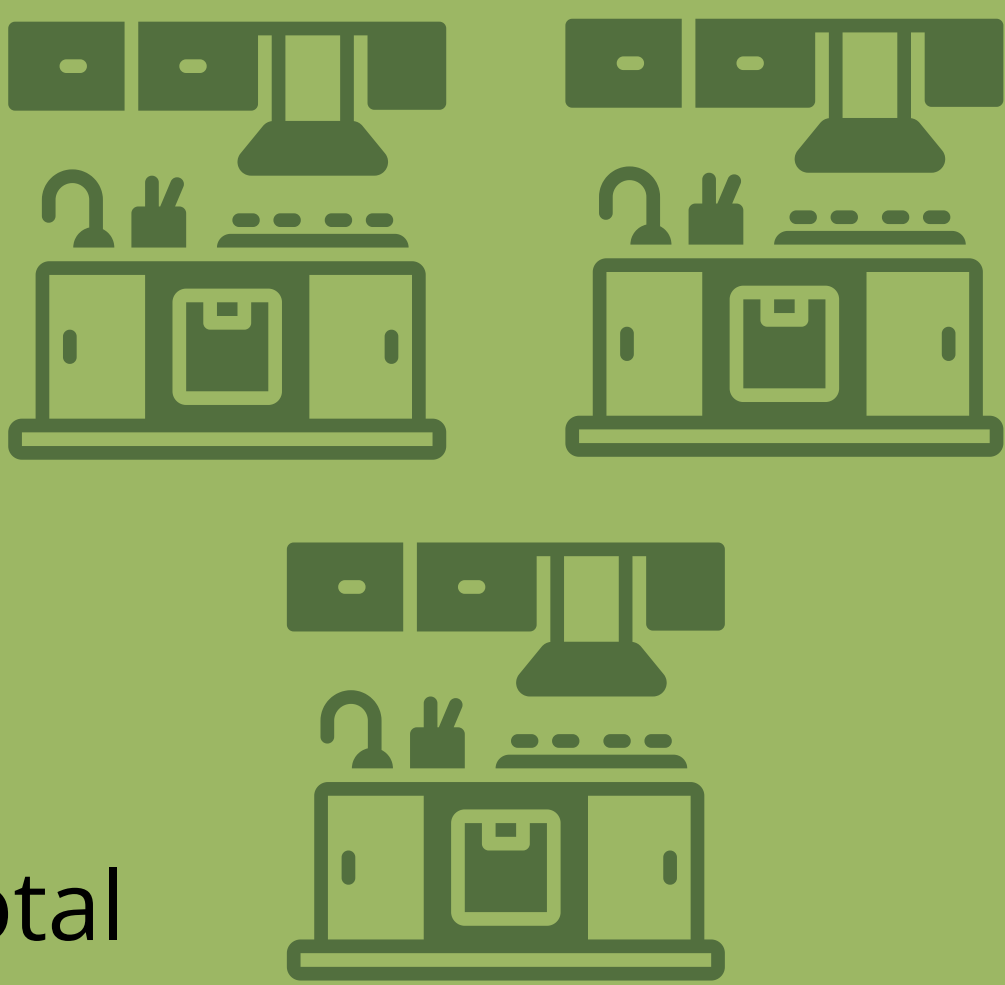
14 Food Stores
18% of
Saskatoon's Total

"Food Stores" include smaller grocery stores (not as big as supermarkets) and specialty food stores. Convenience stores are not included.

3

**Collective
Kitchens**

50% of Saskatoon's Total



1


**Community
Markets or
Farmers' Markets**
10% of Saskatoon's Total



4

**Food Fridges
or Food Boxes**

31% of Saskatoon's Total



0

**Emergency Food
Providers**

0% of Saskatoon's Total



UNIVERSITY OF SASKATCHEWAN
College of Nursing
USASK.CA/NURSING

Created by Lindsey Wagner, RN, and Wanda Martin, RN, in coordination with the City of Saskatoon Poverty Reduction Partnership. Funding Provided by the University of Saskatchewan.

For more information, go to:
<https://urbanagresearchsk.wordpress.com>


January 2023



Food In WARD 7



Not sure what ward
you live in?
Find out here!



Population:
30,769


Median Personal Income*: \$46,492 Saskatoon Median: \$40,670
Housing Affordability**: 4.24 Saskatoon Average: 3.98
Percent of residents owning homes: 76.4% Saskatoon: 66.8%
Average Gross Rent (2020): \$1,330 Saskatoon Average (2020): \$1,127

* Median data available by neighbourhood; value is weighted average of median incomes for ward
** A score of 3.0 or lower is considered affordable



**7 Community
Gardens**
13% of
Saskatoon's
Total

**5 Schools with
CHEP food
programs**
11% of Saskatoon's
Total



3 Supermarkets
10% of Saskatoon's
Total



4 Food Stores
5% of Saskatoon's
Total

"Food Stores" include smaller grocery stores (not as big as supermarkets) and specialty food stores. Convenience stores are not included.

0

**Collective
Kitchens**

0% of Saskatoon's Total



1

**Community
Markets or
Farmers' Markets**


10% of Saskatoon's Total



1

**Food Fridges
or Food Boxes**


8% of Saskatoon's Total



2

**Emergency Food
Providers**

13% of Saskatoon's Total



Created by Lindsey Wagner, RN, and Wanda Martin, RN, in coordination with the City of Saskatoon Poverty Reduction Partnership. Funding Provided by the University of Saskatchewan.



UNIVERSITY OF SASKATCHEWAN
College of Nursing
USASK.CA/NURSING

For more information, go to:
<https://urbanagresearchsk.wordpress.com>


January 2023



Food In WARD 8




Not sure what ward
you live in?
Find out here!



Population:
28,961

Median Personal Income*: \$42,421	Saskatoon Median: \$40,670
Housing Affordability**: 4.03	Saskatoon Average: 3.98
Percent of residents owning homes: 71.7%	Saskatoon: 66.8%
Average Gross Rent (2020): \$1,228	Saskatoon Average (2020): \$1,127

* Median data available by neighbourhood; value is weighted average of median incomes for ward
** A score of 3.0 or lower is considered affordable



10.2% Of Saskatoon's
Population




4 Supermarkets
13% of Saskatoon's
Total



8 Food Stores
11% of
Saskatoon's Total

"Food Stores" include smaller grocery stores (not as big as supermarkets) and specialty food stores. Convenience stores are not included.

**3 Schools with
CHEP food
programs**
7% of Saskatoon's
Total



0

**Collective
Kitchens**

0% of Saskatoon's Total



1

**Community
Markets or
Farmers' Markets**
10% of Saskatoon's Total



0

**Food Fridges
or Food Boxes**

0% of Saskatoon's Total



0

**Emergency Food
Providers**

0% of Saskatoon's Total



Created by Lindsey Wagner, RN, and Wanda Martin, RN, in coordination with the City of Saskatoon Poverty Reduction Partnership. Funding Provided by the University of Saskatchewan.




UNIVERSITY OF SASKATCHEWAN
College of Nursing
USASK.CA/NURSING

For more information, go to:
<https://urbanagresearchsk.wordpress.com>


January 2023



Food In WARD 9




Not sure what ward
you live in?
Find out here!



Population:
26,794


Median Personal Income*: \$44,613	Saskatoon Median: \$40,670
Housing Affordability**: 4.18	Saskatoon Average: 3.98
Percent of residents owning homes: 73.8%	Saskatoon: 66.8%
Average Gross Rent (2020): \$1,274	Saskatoon Average (2020): \$1,127

* Median data available by neighbourhood; value is weighted average of median incomes for ward
** A score of 3.0 or lower is considered affordable



9.5% Of Saskatoon's Population

**5 Schools with
CHEP food
programs**



"Food Stores" include smaller grocery stores (not as big as supermarkets) and specialty food stores. Convenience stores are not included.

0

**Collective
Kitchens**

0% of Saskatoon's Total



0

**Community
Markets or
Farmers' Markets**

0% of Saskatoon's Total



0

**Food Fridges
or Food Boxes**

0% of Saskatoon's Total



0

**Emergency Food
Providers**

0% of Saskatoon's Total



UNIVERSITY OF SASKATCHEWAN
College of Nursing
USASK.CA/NURSING

Created by Lindsey Wagner, RN, and Wanda Martin, RN, in coordination with the City of Saskatoon Poverty Reduction Partnership. Funding Provided by the University of Saskatchewan.

For more information, go to:
<https://urbanagresearchsk.wordpress.com>

January 2023



Food In WARD 10



Not sure what ward
you live in?
Find out here!



Population:
29,743

Median Personal Income*: \$50,164	Saskatoon Median: \$40,670
Housing Affordability**: 4.89	Saskatoon Average: 3.98
Percent of residents owning homes: 86.1%	Saskatoon: 66.8%
Average Gross Rent (2020): \$1,498	Saskatoon Average (2020): \$1,127

* Median data available by neighbourhood; value is weighted average of median incomes for ward
** A score of 3.0 or lower is considered affordable



10.5% Of Saskatoon's Population




3 Supermarkets
10% of Saskatoon's Total



1 Food Stores
1% of Saskatoon's Total

**2 Schools with
CHEP food
programs**
4% of Saskatoon's Total



"Food Stores" include smaller grocery stores (not as big as supermarkets) and specialty food stores. Convenience stores are not included.

0

**Collective
Kitchens**

0% of Saskatoon's Total



0

**Community
Markets or
Farmers' Markets**

0% of Saskatoon's Total



0

**Food Fridges
or Food Boxes**

0% of Saskatoon's Total



0

**Emergency Food
Providers**

0% of Saskatoon's Total



UNIVERSITY OF SASKATCHEWAN
College of Nursing
USASK.CA/NURSING

Created by Lindsey Wagner, RN, and Wanda Martin, RN, in coordination with the City of Saskatoon Poverty Reduction Partnership. Funding Provided by the University of Saskatchewan.

For more information, go to:
<https://urbanagresearchsk.wordpress.com>

January 2023

